

MODERN EDUCATION SOCIETY'S
CUSROW WADIA INSTITUTE OF TECHNOLOGY, PUNE – 411 001.
TEL. (020)26164814, FAX : (020) 26161310

FIRST YEAR ADMISSION NOTICE


इयत्ता १०वीं नंतर हया संस्थेत खालील पदविका (DIPLOMA) अभ्यासक्रम उपलब्ध आहेत. प्रवेश क्षमता प्रत्येकी ६० जागा (**डीटीई कोड - डी ६०२०**) १० वी नंतर पदविका (DIPLOMA) अभ्यासक्रम (कालावधी ३ वर्षे)

अनुदानित (AIDED)		२०२०-२०२१ ची प्रवेश फी
01	स्थापत्य अभियांत्रिकी (CIVIL ENGINEERING) Choice code 602019170 for TFWS 602019171T	रु. 8204/- (Open Category) रु. 2204/- (SC/ST/VJNT/SBC/OBC/TFWS) रु 5204/- (EBC/EWS CATEGORY)
02	यंत्र अभियांत्रिकी (MECHANICAL ENGINEERING) Choice code 602061270 for TFWS 602061271 T	रु. 8204/- (Open Category) रु. 2204/- (SC/ST/VJNT/SBC/OBC/TFWS) रु 5204/- (EBC/EWS CATEGORY)
03	विद्युत अभियांत्रिकी (ELECTRICAL ENGINEERING) Choice code 602029370 for TFWS 602029370T	रु. 8204/- (Open Category) रु. 2204/- (SC/ST/VJNT/SBC/OBC/TFWS) रु 5204/- (EBC/EWS CATEGORY)
04	इलेक्ट्रॉनिक्स अँड टेलिकम्युनिकेशन अभियांत्रिकी (ELECTRONICS & TELECOMM) Choice code 602037270 for TFWS 602037271T	रु. 8204/- (Open Category) रु. 2204/- (SC/ST/VJNT/SBC/OBC/TFWS) रु 5204/- (EBC/EWS CATEGORY)
विनाअनुदानित (UN-AIDED)		
01	संगणक अभियांत्रिकी (COMPUTER ENGINEERING) Choice code 602024510U for TFWS 602024511UT	रु. ७१६५४/- (Open Category) रु. १७२०/- (SC/ST/VJNT/SBC/TFWS) रु. ४०६८७/- (EBC/EWS CATEGORY) ०३८
02	यंत्र अभियांत्रिकी (MECHANICAL ENGINEERING) Choice code 602061210U for TFWS 602061211UT	रु. ७१६५४/- (Open Category) रु. १७२०/- (SC/ST/VJNT/SBC/TFWS) रु. ४०६८७/- (EBC/EWS CATEGORY) ०३८
03	इलेक्ट्रॉनिक्स अँड टेलिकम्युनिकेशन अभियांत्रिकी (ELECTRONICS & TELECOMM) Choice code 602037210U for TFWS 602037211UT	रु. ७१६५४/- (Open Category) रु. १७२०/- (SC/ST/VJNT/SBC/TFWS) रु. ४०६८७/- (EBC/EWS CATEGORY) ०३८

Student who take concession in fees they have to fill online scholarship or freeship forms for reimbursement of tuition fee otherwise they have to fill remaining tuition fee as per OPEN category.
For Demand Draft – " Principal Cusrow Wadia Institute of Technology Pune " payable at Pune

OR

For Aided courses Name of account holder – PRINCIPAL CUSROW WADIA INSTITUTE OF TECHNOLOGY PUNE 01. Name of Bank – Bank of Baroda Name of Branch – WADIA COLLEGE CAMPUS Account Number – 98100100002562 IFSC Code – BARB0WADCAM (fifth character is Zero)	For UN-Aided courses Name of account holder – PRINCIPAL CUSROW WADIA INSTITUTE OF TECHNOLOGY PUNE 01. Name of Bank – Bank of Baroda Name of Branch – WADIA COLLEGE CAMPUS Account Number – 98100100002638 IFSC Code – BARB0WADCAM (fifth character is Zero)
--	---



Prof. V. R. Rao
Principal
Cusrow Wadia Institute of Technology
19, Bundgarden Road, Pune-1.



MODERN EDUCATION SOCIETY'S
CUSROW WADIA INSTITUTE OF TECHNOLOGY, PUNE – 411 001.
TEL. (020)26164814, FAX : (020) 26161310

DIRECT SECOND YEAR ADMISSION NOTICE

१२वी व आयटीआय, एमसीव्हीसी नंतर हया संस्थेत खालील पदविका (DIPLOMA) अभ्यासक्रम उपलब्ध आहेत.

(डीटीई कोड - डी ६०२०) (कालावधी २ वर्षे)


अनुदानित (AIDED)		२०२०-२०२१ ची प्रवेश फी
01	स्थापत्य अभियांत्रिकी (CIVIL ENGINEERING) Choice code 602019170	रु. ७९८४/- (OPEN CATEGORY) रु. १९८४/- (SC/ST/VJNT/SBC/OBC/TFWS) रु. ४९८४/- (EBC/EWS CATEGORY)
02	यंत्र अभियांत्रिकी (MECHANICAL ENGINEERING) Choice code 602061270	रु. ७९८४/- (OPEN CATEGORY) रु. १९८४/- (SC/ST/VJNT/SBC/OBC/TFWS) रु. ४९८४/- (EBC/EWS CATEGORY)
03	विद्युत अभियांत्रिकी (ELECTRICAL ENGINEERING) Choice code 602029370	रु. ७९८४/- (OPEN CATEGORY) रु. १९८४/- (SC/ST/VJNT/SBC/OBC/TFWS) रु. ४९८४/- (EBC/EWS CATEGORY)
04	इलेक्ट्रॉनिक्स अॅन्ड टेलिकम्युनिकेशन अभियांत्रिकी (ELECTRONICS & TELECOMM) Choice code 602037270	रु. ७९८४/- (OPEN CATEGORY) रु. १९८४/- (SC/ST/VJNT/SBC/OBC/TFWS) रु. ४९८४/- (EBC/EWS CATEGORY)
विनाअनुदानित (UN-AIDED)		
01	संगणक अभियांत्रिकी (COMPUTER ENGINEERING) Choice code 602024510U	रु. ७९४३४/- (OPEN CATEGORY) रु. ९५००/- (SC/ST/VJNT/SBC/TFWS CATEGORY) रु. ४०४६७/- (OBC/EBC /EWS CATEGORY)
02	यंत्र अभियांत्रिकी (MECHANICAL ENGINEERING) Choice code 602061210U	रु. ७९४३४/- (OPEN CATEGORY) रु. ९५००/- (SC/ST/VJNT/SBC/TFWS CATEGORY) रु. ४०४६७/- (OBC/EBC /EWS CATEGORY)
03	इलेक्ट्रॉनिक्स अॅन्ड टेलिकम्युनिकेशन अभियांत्रिकी (ELECTRONICS & TELECOMM) Choice code 602037210U	रु. ७९४३४/- (OPEN CATEGORY) रु. ९५००/- (SC/ST/VJNT/SBC/TFWS CATEGORY) रु. ४०४६७/- (OBC/EBC /EWS CATEGORY)

Note :- Student who take concession in fees they have to fill online scholarship or freship forms for reimbursement of tuition fee otherwise they have to fill remaining tuition fee.

For Demand Draft- "Principal Cusrow Wadia Institute of Technology Pune" payable at Pune

OR

For Aided courses	For UN-Aided courses
Name of account holder – PRINCIPAL CUSROW WADIA INSTITUTE OF TECHNOLOGY PUNE 01.	Name of account holder – PRINCIPAL CUSROW WADIA INSTITUTE OF TECHNOLOGY PUNE 01.
Name of Bank – Bank of Baroda	Name of Bank – Bank of Baroda
Name of Branch – WADIA COLLEGE CAMPUS	Name of Branch – WADIA COLLEGE CAMPUS
Account Number – 98100100002562	Account Number – 98100100002638
IFSC Code – BARB0WADCAM (fifth character is Zero)	IFSC Code – BARB0WADCAM (fifth character is Zero)



Prof. V. R. Rao

Principal

Cusrow Wadia Institute of Technology
19, Bundgarden Road, Pune-1.

Cusrow Wadia Institute of Technology Admission Process 2020-21 Flow Chart Admission procedure for First year and Direct Second Year

Full Name of Student:
(Name_Middle Name_Surname)

Roll No:

DTE Application Code :

Password:

Course Name:

Mobile No:

Email ID:

INSTRUCTION SHEET & STEPS TO BE FOLLOWED BY STUDENTS

1. Scan All original document in 15kb to 250 kb for Scholarship and freeship purpose.
2. Submit all original documents in office for getting approval from **Director of Technical Education Mumbai** (Original Documents will be returned after verification from DTE approx. after 6 months; so keep minimum 5 sets ready. (Documents will not be returned back before approval of DTE in any circumstances.)
3. Confirm online DTE admission
4. Go to your Concerned department to fill online admission form on <https://cusrow.vriddhionline.com>
 - A. Go to Student register. Then register student mobile no and email id. After completing registration re-login and read instruction carefully before filling admission form.
 - B. After creating login purchase brochure code for admission link at the time of filling admission form <https://cusrow.vriddhionline.com> for Rs. 40 + GST (use nationalize bank cards for payment)
 - C. Student are expected to fill admission form completely and correctly. Upload all original documents before submitting the same, upload photo and signature.

Instruction for Selecting Fee Category Following Steps.

1. If your income is below 2,50,000/- for **SC /ST** category select fee category **SC/ST Scholarship** which ever is applicable.
2. If your income is above 2,50,000/- for **SC /ST** category select fee category **SC/ST Freeship** which ever is applicable.
3. Income below 1,00,000/- for **OBC/ SBC/ VJNT** select fee category **OBC/ SBC/ VJNT Scholarship** which ever is applicable.
4. Income above 1,00,000/ to 8,00,000/ - for **OBC/ SBC/ VJNT/** select fee category **OBC/ SBC/ VJNT Freeship** which ever is applicable.
5. Income till 8,00,000/- for **EBC and EWS** select fee category **EBC/EWS** which ever is applicable.
6. For **OPEN** category select fee category **Paying** which ever is applicable.
7. Students who's allotted is under **TFWS** select fee category **TFWS** which ever is applicable.

(Note – Selection of fee category is important please select Correct fee category. If you select “Paying” category it means you don’t have required documents and you are ready to pay full fee as per Open Category)

5. Get approval of subject from your concerned department. (Approval message for subject verification received on registered mobile number)
6. Take print of admission form back to back and get departmental signature on it.
7. Get document approval from office from concerned staff member & Get signature on it. (Approval message for subject verification received on registered mobile)
8. Get fee approval from office from concerned staff member & Get signature on it. (Approval message for subject verification received on registered mobile)
9. As per message received you have to pay fees in following account through Online banking or by Demand Draft.

For Demand Draft name - PRINCIPAL CUSROW WADIA INSTITUTE OF TECHNOLOGY payable at pune

For Online Transfer Use Following Bank Detail (Take Print of Transaction Success message show to cashier and take receipt)

For Aided courses

Name of account holder – PRINCIPAL CUSROW WADIA INSTITUTE OF TECHNOLOGY PUNE 01.

Name of Bank – Bank of Baroda

Name of Branch – WADIA COLLEGE CAMPUS

Account Number – 98100100002562

IFSC Code – BARBOWADCAM (Fifth Character is Zero)

For UN-Aided courses

Name of account holder – PRINCIPAL CUSROW WADIA INSTITUTE OF TECHNOLOGY PUNE 01.

Name of Bank – Bank of Baroda

Name of Branch – WADIA COLLEGE CAMPUS

Account Number – 98100100002638

IFSC Code – BARBOWADCAM (Fifth Character is Zero)

10. Go to library department fill your library detail and get I-card & take sign on this sheet
11. Go to exam department fill your Exam Registration form & take sign on this sheet.
12. Collect your fee receipt , DTE confirmation letter, Bonafide from office & take sign on this sheet
13. Open bank account in Bank Of Baroda in any branch and get link your bank account with Adhar . Get Adhar link proof from bank.
14. Fill online Scholarship/Freeship form <https://mahadbtmahait.gov.in>



MODERN EDUCATION SOCIETY'S
**CUSROW WADIA INSTITUTE OF TECHNOLOGY,
PUNE – 411 001**

TEL.: (020)26164814, FAX: (020) 26161310
E-mail: cwitpune1@gmail.com Website: www.cwitpune.com

No CWIT/OF/02/SS/admi/

DATE – 15/12/2020

ADMISSION NOTICE

FIRST YEAR AND DIRECT SECOND YEAR ADMISSION 2020-21

First year & Direct Second year students are hereby informed that **this year Admissions are online**. Use following link for admission. Fill online admission form.

LINK: - <https://cusrow.vriddhionline.com>

Schedule for online admission

Cap Round First	17-12-2020 , 18-12-2020, 19-12-2020
Cap Round Second	25-12-2020, 26-12-2020, 27-12-2020

FEES SHOULD BE PAID BY ONLINE PAYMENT GATEWAY/BY ONLINE TRANSFER ON FOLLOWING ACCOUNT. PRIFERABLY FROM NATIONALISED BANK/CREDIT CARD/DEBIT CARD /BHIM APP/GOOGLE APP, IF PAYMENT FAILS, WAIT FOR 12 HOURS AND PAY AGAIN.

For Aided Course	For UN- Aided Course
Name of account holder – PRINCIPAL CUSROW WADIA INSTITUTE OF TECHNOLOGY PUNE 01.	Name of account holder – PRINCIPAL CUSROW WADIA INSTITUTE OF TECHNOLOGY PUNE 01.
Name of Bank – Bank of Baroda	Name of Bank – Bank of Baroda
Name of Branch – WADIA COLLEGE CAMPUS	Name of Branch – WADIA COLLEGE CAMPUS
Account number – 98100100002562	Account number – 98100100002638
IFSC Code – BARB0WADCAM (fifth character is Zero)	IFSC Code – BARB0WADCAM (fifth character is Zero)


NOTE: - STUDENTS WHO TAKE CONCESSION IN FEES MUST FILL ONLINE SCHOLARSHIP/ FREESHIP FORM ON MAHADBT, FAILING WHICH PAY FULL FEE AS PER OPEN CATEGORY.


Following documents should be uploaded at the time of admission

- DTE Freeze /Confirmation letter of first year/Direct second year.
- For 10th Marksheet (For CBSC and ICSC conversion marksheet & board marksheet)
- 12th Marksheet / MCVC/ITI Certificate
- School Leaving Certificate
- (i) Caste certificate
(ii) Caste Validity (if available and compulsory for ST)
- Non Creamy Layer certificate valid till 2020-21 (only for VJNT OBC/SBC/SEBC)
- Income certificate for the year 2019-20 from TAHASILDAR only for students who taken concession in fees (self attested Xerox)

(NOTE: - INCOME CERTIFICATE 19-20 NEEDED AT THE TIME OF FILLING ONLINE MAHADBT SCHOLARSHIP FORM)

- Domicile certificate only for students who taken concession in fees.
- Adhar card Xerox (Student adhar card)




Prof . V. R. Rao
Principal
Cusrow Wadia Institute of Technology
19, Bundgarden Road, Pune-1

Cusrow Wadia Institute of Technology
Admission Process 2020-21 Flow Chart
Admission procedure for First year and
Direct Second Year

Full Name of Student: -----

Roll No: _____

(Name_Middle Name_Surname) _____

DTE Application Code : _____

Password: _____

Course Name: _____

Mobile No: _____

Email ID: _____

प्रवेशासंबंधी खालील प्रमाणे विद्यार्थ्यांनी सूचनांचे पालन करावे

1. प्रवेशासाठी व शिष्यवृत्तीसाठी सर्व मूळ प्रमाणपत्रे स्कॅन करून ठेवावे. (साईज 5 केबी ते 250 केबी)
2. तंत्र शिक्षण विभागाचे आपण घेतलेल्या प्रवेश निश्चीतीसाठी सर्व मूळ कागदपत्रे संस्थेत जमा करावी. हि कागदपत्रे सहा महिन्यांनंतर आपणास परत मिळतील. **त्याआधी कोणत्याही कारणास्तव मूळ कागदपत्रे मिळणार नाहीत याची नोंद घ्यावी.**
3. तंत्र शिक्षण विभागाच्यासाईटवर प्रवेश निश्चीती करणे व प्रवेश निश्चीती करणा-या कर्मचा-याची सही घेणे.
4. तुम्हाला प्रवेश मिळालेल्या अभ्यासक्रमाच्या विभागात जाऊन <https://cusrowvriddhionline.com> या साईटवर जाणे व प्रवेश अर्ज भरणे. प्रवेश अर्ज भरताना या **सूचनांचे पालन करावे**
 1. प्रथम विद्यार्थ्यांचे मोबाईलवर व ईमेल आयडी टाकून रजिस्ट्रेशन करणे रजिस्ट्रेशन झाल्यावर सर्व सूचना व्यवस्थित वाचणे
 2. लॉगिन झाल्यावर परत Re-login करून ब्राउचर कोड विकत घेणे. ब्राउचर कोड विकत घेताना Nationalize Bank Card चा उपयोग करणे. ब्राउचर कोड 40 रूपये + GST (प्रत्येक बँक नुसार वेगळा असतो)
 3. प्रवेश अर्ज संपूर्ण भरावा. स्वतःची माहिती पूर्ण भरणे. तसेच फोटो व सही अपलोड करणे.

Instruction for Selecting Fee Category Following Steps.

1. Income Rs. 2,50,000/- कमी असलेल्या अनुसूचित जाती व जमाती तील मागासवर्गीय विद्यार्थ्यांसाठी (for SC /ST category) select fee category **SC/ST Scholarship** .
2. Income Rs. 2,50,000/- पेक्षा जास्ती असलेल्या अनुसूचित जाती व जमाती तील मागासवर्गीय विद्यार्थ्यांसाठी for **SC /ST category** select fee category **SC/ST Freeship**
3. Income Rs. 1,00,000/- कमी असलेल्या इतर मागासवर्गीय/विशेष मागासवर्गीय/भटक्या व विमुक्त जमाती select fee category **OBC/ SBC/ VJNT Scholarship**
4. Income above 1,00,000/ to 8,00,000/ - असलेल्या इतर मागासवर्गीय/विशेष मागासवर्गीय/ भटक्या व विमुक्त जमाती select fee category **OBC/ SBC/ VJNT Freeship**
5. Income 8,00,000/- पर्यंत for **EBC and EWS** select fee category **EBC/EWS**
6. For **OPEN** category select fee category **Paying**.

7. ज्या विद्यार्थ्यांना TFWS मधून प्रवेश मिळाला आहे. select fee category TFWS

सूचना - फी कॅटेगरी व्यवस्थित निवडावी. जर विद्यार्थ्यांने मागासवर्गीय असून सुद्धा फी कॅटेगरी - Paying सेलेक्ट केली तर त्याचा अर्थ त्याच्याकडे डॉक्युमेंट नाहित व तो खुल्या प्रवर्गाप्रमाणे फी भरण्यास तयार आहे.

4. आपल्या विभागातील टिचर कडून विषयाचे अप्रुवल घेणे
5. वृद्धीवर भरलेल्या प्रवेश अर्जाची पाटपोट प्रिन्ट काढून प्रवेश अर्जावर व चार्टवर विषय अप्रुवल केलेल्या टिचर कडून सही घेणे.
6. ऑफिसमध्ये येऊन डॉक्युमेंट अप्रुवल घेणे व संबंधीत कर्मचा-याची प्रवेश अर्जावर व चार्टवर सही घेणे.
7. ऑफिसमध्ये फि अप्रुवल घेणे व प्रवेश अर्जावर व चार्टवर सही घेणे
8. तुम्हाला रजिस्टर मोबाईल वर जेवढी फि अप्रुव्हल झाली आहे. त्याचा मेसेज आला आहे. तेवढी फी तुम्हाला आलेल्या पेमेंट गेटवे द्वारे भरू शकता अथवा थालील खात्यावर ऑलाईन ट्रान्सफर करू शकता. (ट्रान्सफर केलेल्या ट्रान्जेक्शन चा आयडी / युटीआर नंबर) संस्थेच्या कॅशियर ला दाखवावे व रिसीप्ट काढावी व सही घ्यावी

For Aided courses

Name of account holder – PRINCIPAL CUSROW WADIA INSTITUTE OF TECHNOLOGY PUNE 01.

Name of Bank – Bank of Baroda

Name of Branch – WADIA COLLEGE CAMPUS

Account Number – 98100100002562

IFSC Code – BARBOWADCAM (Fifth Character is Zero)

For UN-Aided courses

Name of account holder – PRINCIPAL CUSROW WADIA INSTITUTE OF TECHNOLOGY PUNE 01.

Name of Bank – Bank of Baroda

Name of Branch – WADIA COLLEGE CAMPUS

Account Number – 98100100002638

IFSC Code – BARBOWADCAM (Fifth Character is Zero)

9. लायब्ररी डिपार्टमेंट मध्ये जाऊन आयकार्ड ची माहिती भरावी व या चार्टवर सही घ्यावी.
10. एकझाम डिपार्टमेंटला जाऊन एकझामचा रजिस्ट्रेशन फॉर्म भरणे.
11. तुमचे आय-कार्ड दाखवून फि रिसीप्ट डिटीई कन्फमेशन लेटर बोनाफाईड सर्टिफिकेट ऑफिस मधून घेणे.
12. शिष्यवृत्तीसाठी बँक ऑफ बरोडा च्या कुठल्याही शाखेमध्ये खाले उघडावे व ते एनपीसीएल शी लिंक करावे व त्या संबंधी लिंक केल्याचा सही शिक्का आधार कार्ड झेरॉक्स वर घ्यावा
13. शिष्यवृत्तीचा अर्ज 15.01.2021 पर्यंत mahadbtmahait साईटवर भरणे